


Can You Spot It? #2



Can You Spot It 2

Text written by Angela Weeks and illustrated by Dick Weigall

Set 3 (118 words)

Special words

you, the, what

Can you spot a bun?

If you can, tap the bun.



Can you spot a carrot?

If you can, tap the carrot.

Can you spot an apple?

If you can, tap the apple.




Can you spot a pumpkin?

If you can, tap the pumpkin.



Can you spot a lemon?
If you can, tap the lemon.
What else can you spot?




Can you spot the milk?
If you can, tap the milk.



Can you spot the eggs?
If you can, tap the eggs.



Can you spot a melon?
If you can, tap the melon.



Can you spot a banana?
If you can, tap the banana.
Can you spot nuts?
If you can, tap the nuts.



Questions/Activities

After reading the text ask students one or more of the following questions. If students are working in pairs, alternate Partner 1, then Partner 2.

- How many items can you name that could be found in a kitchen in one minute (or 30 seconds). Start now.
- What is a bun?
- The eggs in the picture have been boiled. Do you know how to boil an egg? (If the answer is 'Yes', ask the reader to describe how to boil an egg.)
- How do you like an egg to be cooked: boiled, fried, poached, as an omelette? Why do you like that method of cooking an egg best?
- How many fruits and vegetables can you name in one minute (or 30 seconds). Start now.
- What do these have in common: red, yellow, blue, green, purple? Wait for an answer. Name a colour that is not in the list.